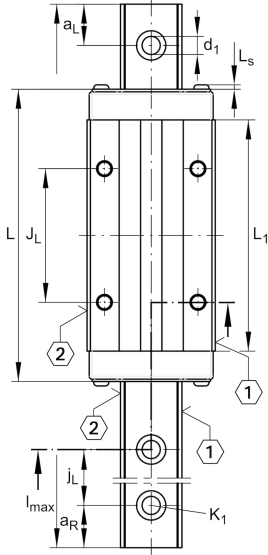
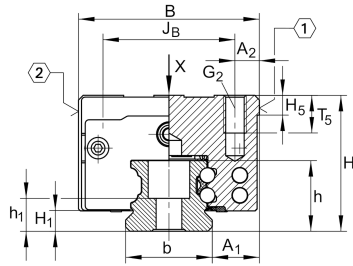
**KWVE20-B-SNL**

Recirculating ball bearing carriage

Carriages KWVE...-B-SNL, narrow, low, long carriage, four-row

Teknik bilgiler

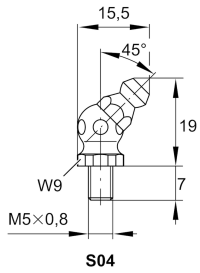
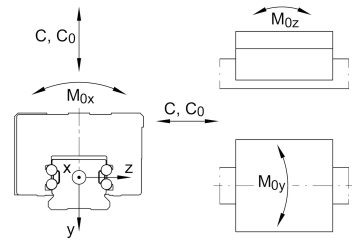
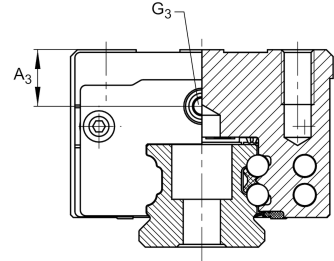
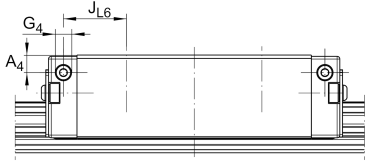


Mevcut ürün modeliniz

Size code	20	
Version	B	
Carriage design	SNL	Narrow, low, long carriage

Main Dimensions & Performance Data

H	27 mm	Height system
B	44 mm	Width carriage
L	88,9 mm	Overall length carriage
C	16.200 N	Dynamic load rating
C ₀	36.500 N	Static load rating
M _{0x}	452 Nm	Static moment rating about X axis
M _{0y}	430 Nm	Static moment rating about Y axis
M _{0z}	430 Nm	Static moment rating about Z axis
≈m	0,38 kg	Ağırlık



Mounting dimensions

A ₁	12 mm	Distance from locating edge on carriage to locating edge on guideway
J _B	32 mm	
b	20 mm	Width rail
A ₂	6 mm	Distance from locating edge to hole
L ₁	67,9 mm	
L _S	1,3 mm	
J _L	50 mm	
H ₁	4,5 mm	Free space, system dimension
H ₅	5,25 mm	
T ₅	7,5 mm	Thread depth
G ₂	M5	Fixing screws above (DIN ISO 4762-12.9)
G _{2 M_A}	10 Nm	Maximum tightening torque
A ₃	4,7 mm	Position lubrication connector
G ₃	M5	Lubrication connector
t _{G₃}	7 mm	Maximum permissible screw depth for lubrication connectors
A ₄	3,3 mm	Position lubrication connector
G ₄	M3	Lubrication connector
t _{G₄}	5,5 mm	Maximum permissible screw depth for lubrication connectors
J _{L6}	13,2 mm	Position lubrication connector

Additional information

VMKB_065	KWVE	Material name
----------	------	---------------